



Information Texts: Musical Instruments

English - Spring 2

Lesson 3: Wednesday 24th February 2021

Features of a Non-Fiction Text

Good Morning Year 4.
In today's lesson we
are going to explore
information texts and
find out about drums.
Let's begin by creating
a mind map..



Task 1: Make a mind map using the template below:

What do you
know about
drums?

What do you already
know (existing
knowledge) ?

What do you want to
find out?

Task 2: Let's Learn about drums!

Read through the information texts carefully. There are some follow up clips to demonstrate the information given..



INSTRUMENTS

Drums



A frame drum beats out the rhythm for this Native American Buffalo dance, which was painted in the 1800's. Most frame drums are made of thin wood and skin and are light enough to be held in one hand.

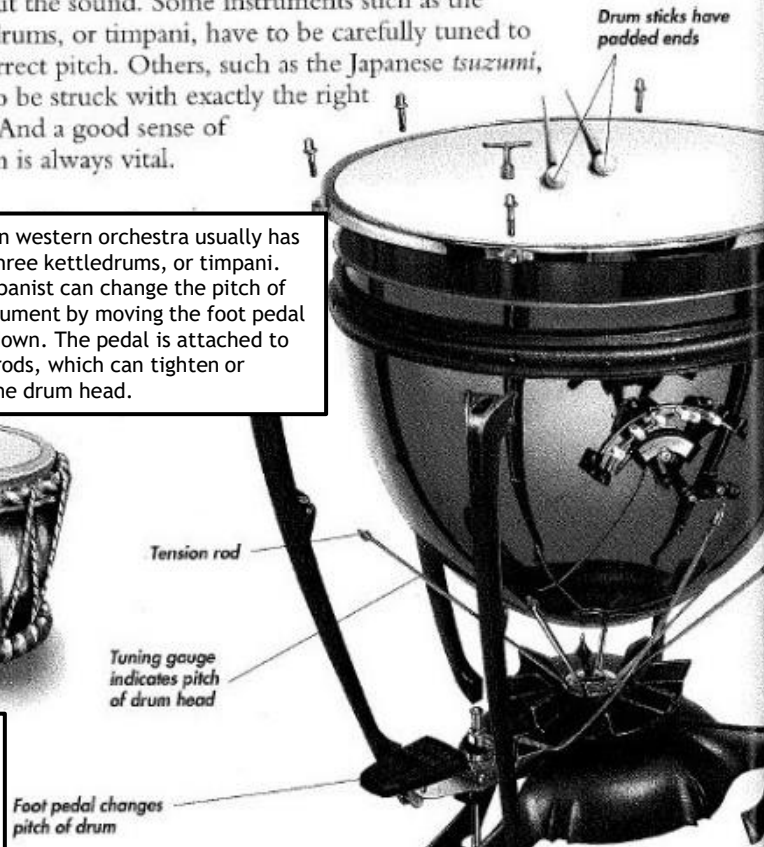
From the earliest times drums have been associated with magic and ritual, pounded in battles and parades or used to send messages over long distances. A drum beat provides the pulse that drives the music forwards in a Native American ceremonial dance or an explosive rock and roll song. In Western orchestras drums often bring a symphony to a dramatic and thunderous climax.

Many drums have a skin stretched tightly across a frame. When the skin is struck by a beater or a hand, its vibrations give out the sound. Some instruments such as the kettledrums, or timpani, have to be carefully tuned to the correct pitch. Others, such as the Japanese *tsuzumi*, have to be struck with exactly the right force. And a good sense of rhythm is always vital.

A modern western orchestra usually has two or three kettledrums, or timpani. The Timpanist can change the pitch of the instrument by moving the foot pedal up and down. The pedal is attached to tension rods, which can tighten or loosen the drum head.

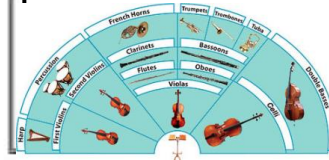


The Indian tabla is made up of two drums, each tuned to a different pitch. The player strikes the drum heads with the fingers of both hands.

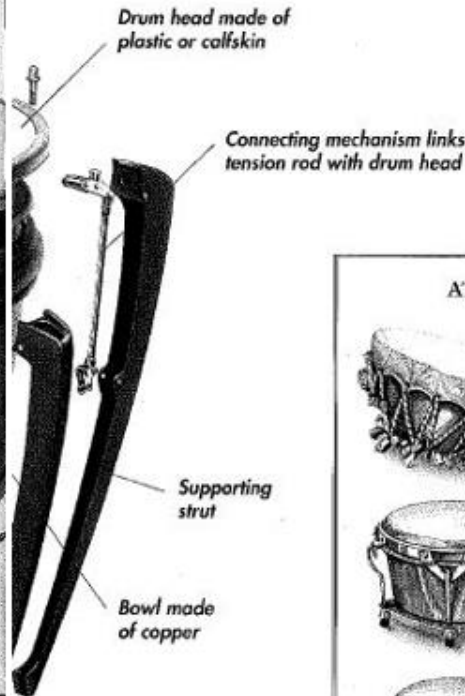


Percussion

In a western orchestra all the percussion instruments are located at the rear. They include timpani, a side drum and a bass drum.



The *tsuzumi* drum from Japan is a small hand-held drum. A silk cord secures the skins at either end. The player can change the pitch of the drum by squeezing the cord to tighten the skin.



The twirling drum is a small drum on a stick. When the drum is spun around, two balls rattle against the drum head.



British Musician, Evelyn Glennie, born 1965, is famous for her solo performances on a wide range of percussion instruments. She is deaf, but feels the vibrations of the music through her sense of touch!



ATTACHING THE DRUM HEAD



In some drums the stretched skin, or drum head, is laced to a second skin at the other end of the frame.



In many drums, a metal hoop, tightened around the top of the instrument, holds the drum head in place.



Sometimes the drum head is secured by gluing it to the frame. It can also be nailed or pegged in place.

Task 3: Now watch the clips to see some demonstrations:

Find out how the timpani drum is made and how it's played.



<https://www.youtube.com/watch?v=40k3AAbA7tM>

Watch Uday Deshpande from Pune, India, playing the traditional "tabla" drums. The left hand plays the bass on the wider drum called the "dugga" and the right hand plays the lead drums on the "tabla".



https://www.youtube.com/watch?v=BQ_BJNFGmTg

The Japanese Tsuzumi Drum



Watch the 'Kodo One Earth Tour 2020'. These drums were originally used in prayer. This piece really shows the powerful sounds that can be created by drums.

<https://www.youtube.com/watch?v=khpE84xrZgg>

Feeling Sound with Evelyn Glennie

As you read in the text Evelyn Glennie is a famous, British musician, who plays percussion, but incredibly she is deaf. In this video Evelyn shows us how she has still been able to enjoy music and become an accomplished musician by feeling sound rather than hearing sound.

<https://www.youtube.com/watch?v=Gl2a6w6sTAs>

I hope you have enjoyed learning about drumming today..

Why not follow the clip to make your own drum kit?

You will need tins, balloons and some art materials, to decorate however you like. Have fun!

<https://www.youtube.com/watch?v=Bm7TZMTo4kcv>



Great Job Year 4!